

ESACROM R&D DEPT.  
PRESENTS

**DISCOVER OUR ULTRASONIC  
WORLD!**

# ESSENTIAL PIEZO SURGERY KIT

By Dr. Marco Mozzati

Follow us on     @esacromsrl

On our social profiles you will find continuous updates  
on #Esacrom training,  
Take part in our exclusive courses and events to find out more!



For further information please contact:  
**Esacrom srl**

Via Zambrini 6/A-40026 IMOLA(BO)

TEL. +390542643527 FAX +390542482007 [esacrom@esacrom.com](mailto:esacrom@esacrom.com)

## INTRODUCTION

The chosen tips, among the many available from ESACROM, to make up this kit represent those fundamental to perform the most common techniques of oral bone surgery. We can proceed with the extraction of teeth, root residues and possibly small fractured apices.

In addition, to ensure a thorough cleaning of the post-extraction alveolus we can use aggressive inserts that allow us to smooth the walls of the alveolus well or gently cleanse the bone tissue with Piezoclean by Dr. Giacomo Tarquini. In the same kit we will have everything that is effective to dissect the roots of the teeth to perform avulsion more easily or particularly thin inserts to perform precise bone sections. Finally, we also have the possibility to trace the implant site and succeed with the passage of only two inserts to place both straight and inclined implants in the presence of type III or IV bone. In case we were faced with more compact bone useful to increase the diameter of preparation using

The kit dedicated to the preparation of the site.



SCAN HERE



Scan. See. Believe.

## DR. MARCO MOZZATI



Graduated in Medicine and Surgery in 1986 and specialized in Odontostomatology at the University of Turin in 1990.

Medical Director of the first level from 1998 to 2012 at the Autonomous Service of Oral Rehabilitation and Maxillofacial Prosthesis and Dental Implants of the San Giovanni Battista Hospital in Turin.

From 2002 to 2012 he was a dental consultant at the CTO hospital, Department of Plastic Surgery and Maxillofacial Traumatology Prof. Magliacani.

From January 2005 to 2012 Medical Director of the S.S.C.V.D. Stomatological Surgery Department of Odontostomatology directed by Prof. Stefano Carossa, at the S. Giovanni Battista Hospital in Turin.

Adjunct Professor from 2004 to 2012 with the teaching of Oral Surgery for the Degree Course in Dentistry and Dental Prosthetics. From 2005 to 2012 he chaired the teaching chair of Oral Surgery for the Degree Course in Dental Hygiene of the University of Turin.

Founding Member of the Piezosurgery Academy. Member of the IPA Scientific Committee 2020/2022. Active member of SIO. Founding member and Past President of ANTHEC (Academy of Non Transfusional Hemo-Components).

Author of scientific articles on oral surgery and implantology.

Co-author of the books "Advances in Prosthodontics" and "Prosthetic Rehabilitation".

Author of the books "The immediate load in implantology. Operating protocols", "Biologically guided stomatological surgery" in 4 volumes, "Ultrasound in dental surgery" and "Autologous blood components: as stimulants of tissue healing".

Author of the multimedia texts "Immediate loading implantology. partial rehabilitations", "Immediate loading implantology. total rehabilitation", Platelet concentrates. Preparation and clinical use" and "Dental extraction technique. Vol 1".

## DEDICATED TIPS

ES052XGT	ES009NT	ES0DCLT
		
ES010T	ES007W1T	ES0SV1T
		
ES007T	ES012ET	PIEZOCLEAN
		

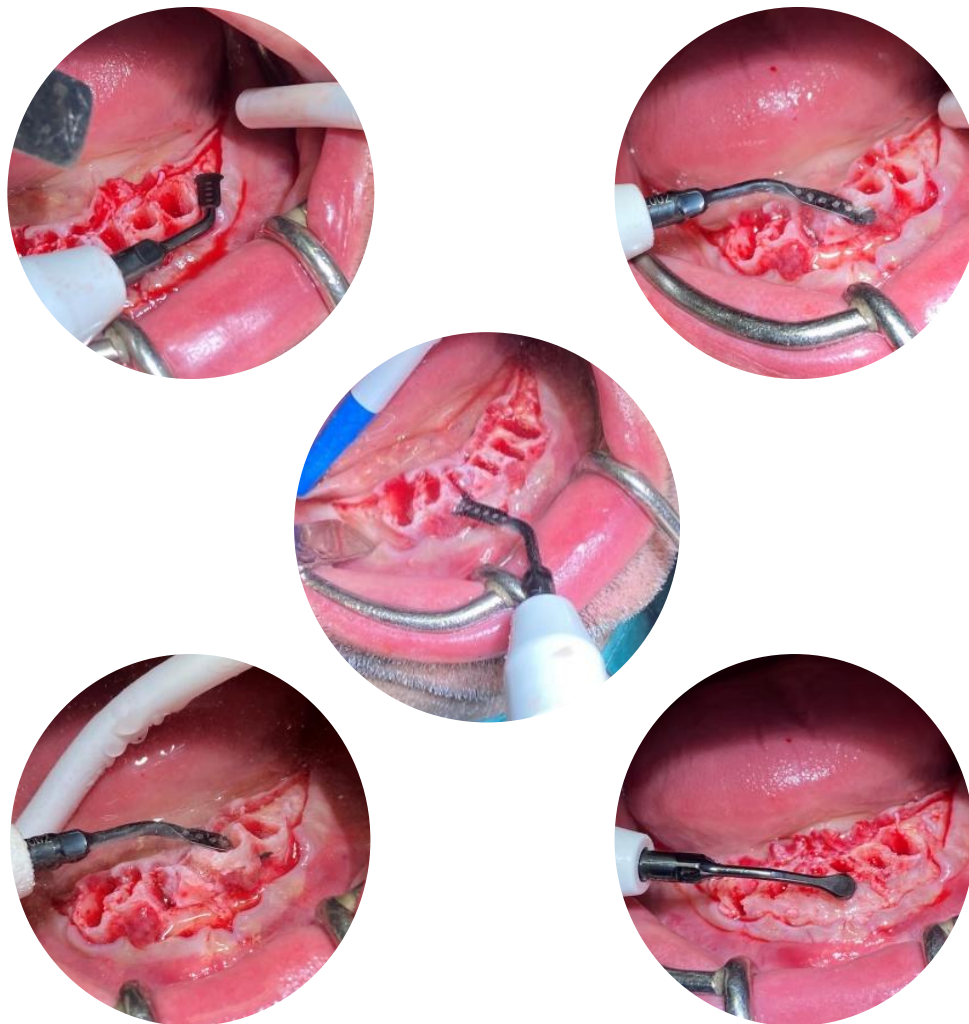
## PARAMETERS

ES052XGT ES009NT ES0DCLT ES010T ES007W1T ES0SV1T ES007T ES012ET PIEZOCLEAN

U	35	40	40	40	40	40	45	25	40
V	80	80	80	80	80	90	80	80	80
P	100	100	100	100	100	100	100	100	50
MAX POWER	40	50	60	70	70	60	70	35	50

U: Suggested power  
V: Suggested vibra  
P: Suggested water pump  
MAX POWER: Max power at which the tip can be used

## CLINICAL CASE



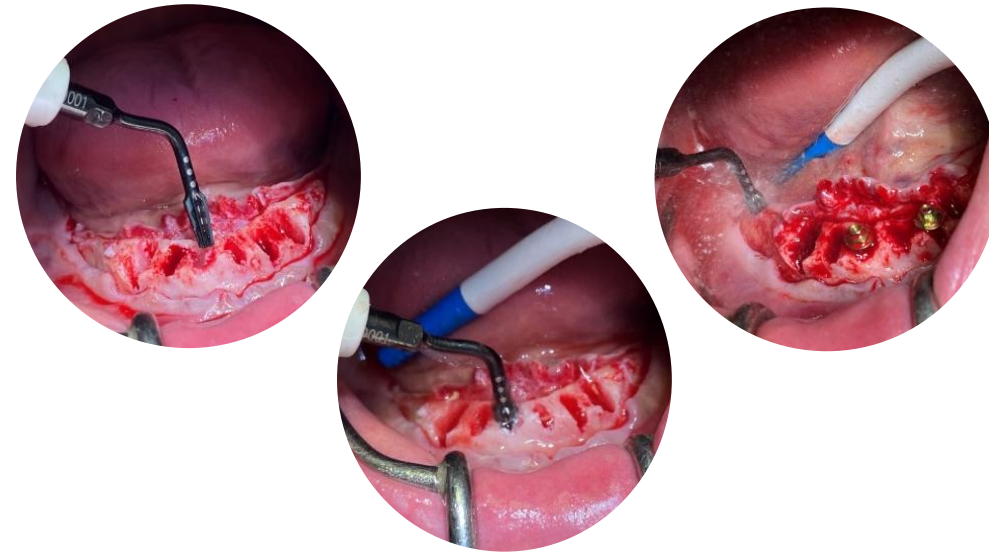
Clinical images highlighting the inserts **ES007W1T** for high efficiency osteotomies and **ES010T** for bone remodeling.

## CLINICAL CASE

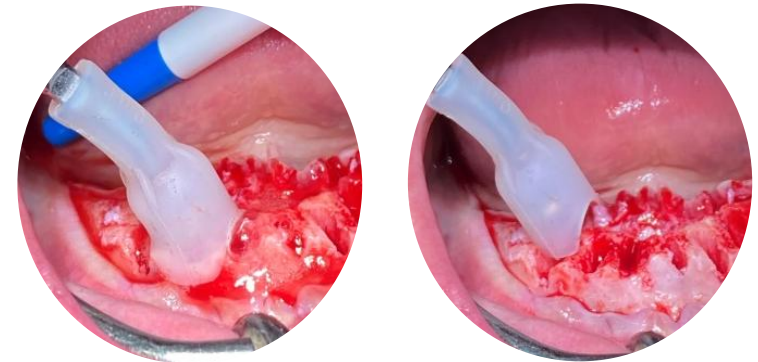
## CLINICAL CASE



Preparation of the implant site with micro-sharpened inserts **ES052XGT** and **ES0DCLT**.



Cortical flaring of the implant site with conical insert **ES00SV1T**.



Use of **Piezoclean** by **Dr. Giacomo Tarquini** to ensure effective cleansing of the operating field, thanks to ultrasonic cavitation.